





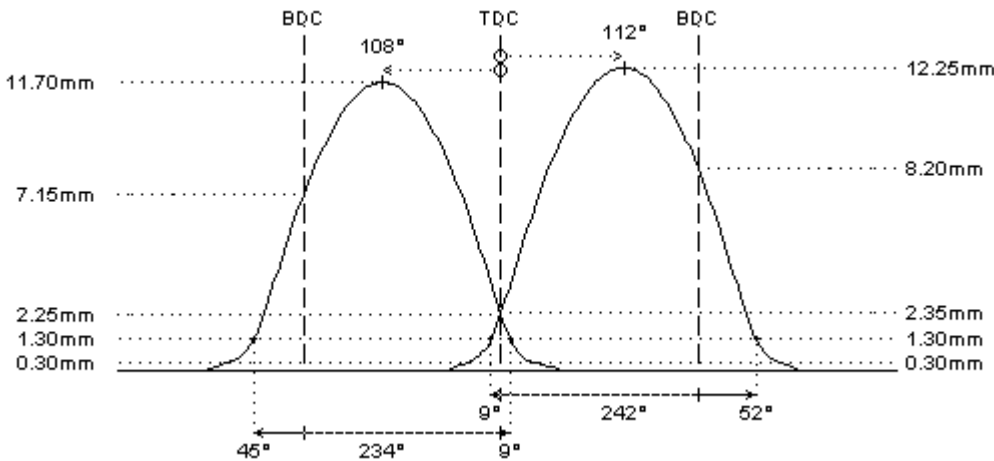
5200132

sport


Porsche general info
B-6cyl 12v SOHC (RP/RP)



	intake	exhaust
camshaft data:		
lash ramp	: 0.30mm	0.30mm
duration @ 0.1mm	: 276°	269°
duration @ 1.0mm	: 241°	234°
valve lift	: 12.25mm	11.70mm
cam lift	: 8.30mm	8.00mm
lobe angle	: 112°	108°
timing @ 1.0mm	: 9° / 52°	45° / 9°
valve lift @ TDC	: 2.35mm	2.35mm
parts setup:		
cam wheels :	:	:
follower	: O.E.M.	: O.E.M.
valve lash	: O.E.M.	: O.E.M.
valve	: O.E.M.	: O.E.M.
valve locks	: O.E.M.	: O.E.M.
upper retainer	: O.E.M.	: O.E.M.
lower retainer	: O.E.M.	: O.E.M.
exterior spring	:  PAC-E99859	:  PAC-E99859
interior spring	:  PAC-I95009	:  PAC-I95009
fitted load / length	: 40kg @ 34.5mm	: 40kg @ 34.5mm
max. load / lift	: 108kg @ 13.0mm	: 108kg @ 13.0mm



REMARKS :

- # - the list contains a selection of the available profiles. Special attention is required due to many evolutions to the 911 engine
- please read the remarks about the different camshaft executions 
- when ordering, please indicate: engine code, OEM camshaft number, bearing type, cam nose type, auxiliary drive type

REMARKS :

valve spring kit can be developed on request
in most engines, the Catcams springs can replace the original double valve spring (901 10590150) on the original spring retainers (901 10542103 + 901 10546300)